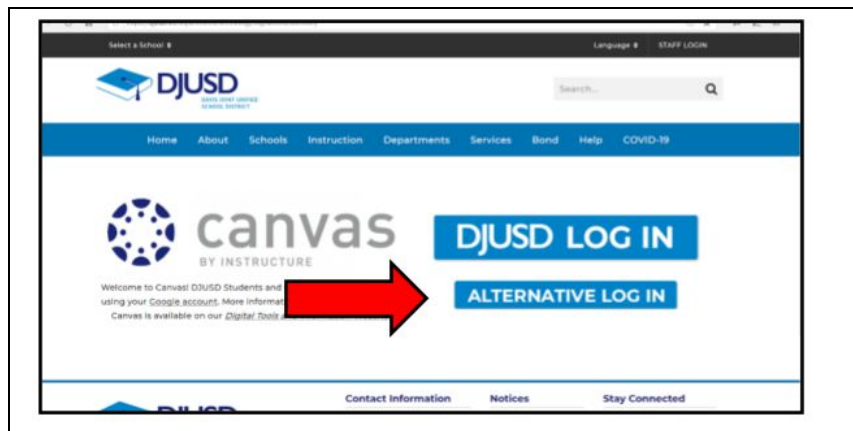


Gradebook instructions:

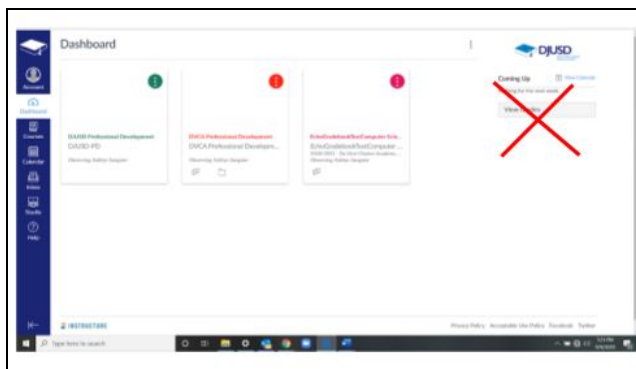
You have the option of following the step-by-step screenshot instructions, or watching the screencast (see number five).

1. Login to your Canvas Observer account here:

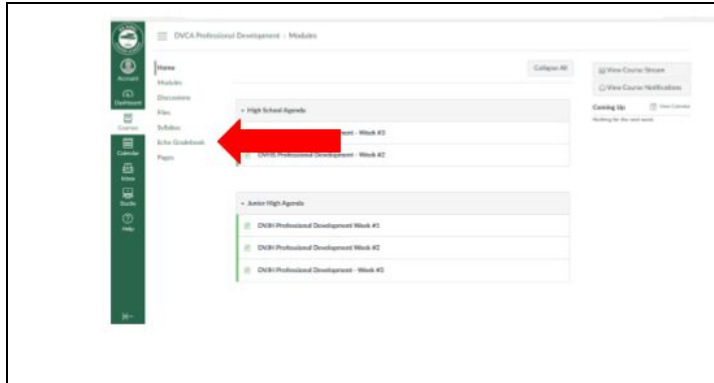
<https://djusd.net/departments/technology/digitaltools/discovery>. Use the Alternative login tab.



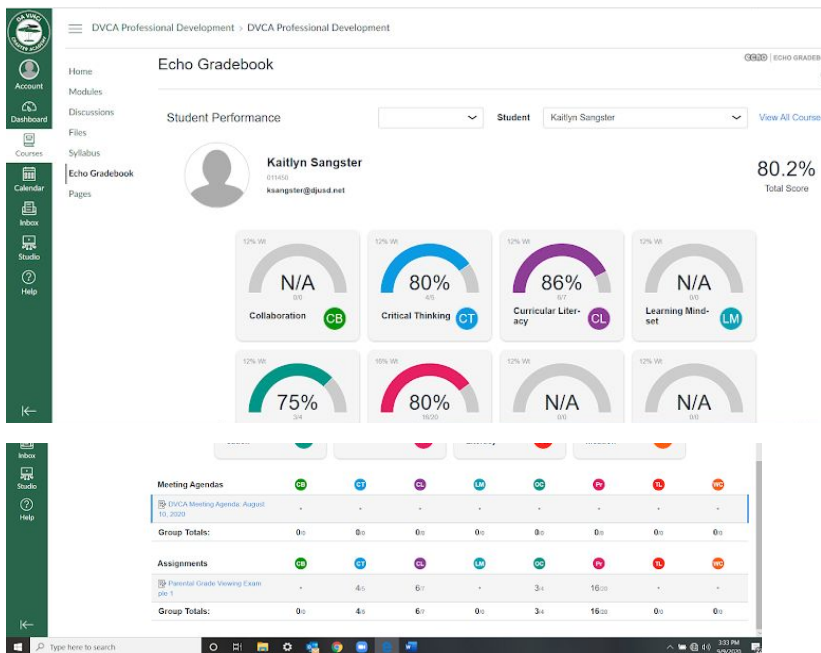
2. When you are logged on, do NOT hit the view grades button on the right hand side.



3. Instead, you will need to click on each course tile to find the corresponding grade for that course. Once you have clicked a course tile, you should see the Echo Gradebook option on the left side menu.



- From here, you will see how your student is performing on each School Wide Learning Outcome, their overall grade and their grades on each assignment.



- This [link](#) will take you to a screencast showing you how to access your child's grades.